

Levels of Organization

Making a foldable

Levels of Organization

- All living things are organized with different levels starting from the smallest cell making up the entire organism.

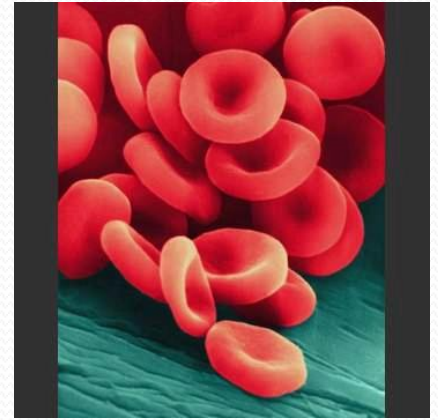


With your own paper,

- Fold the paper in half “hotdog” style to the margin of the paper, so you still have holes to clip it in your notebook later.
- Cut the paper so that it has 5 flaps.

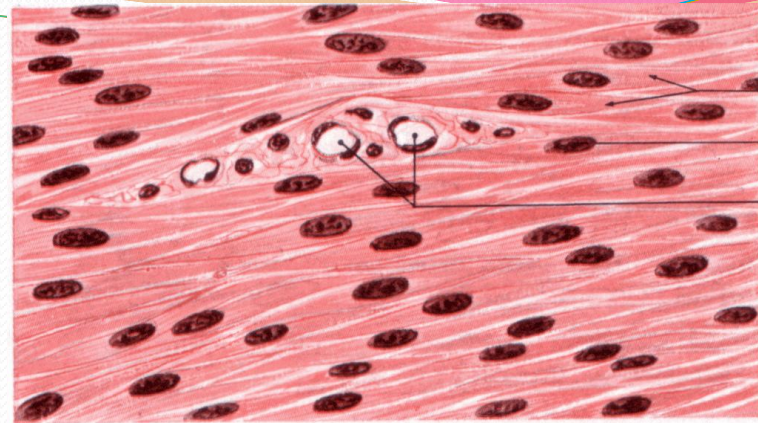
Cells

- Label the first flap – **Cells**
- On the inside write –
 - The smallest unit of an organism that can carry out the basic functions of life



Tissue

- Label the second flap – **Tissue**
- On the inside write –
 - A group of similar cells that work together to carry out a specific function.

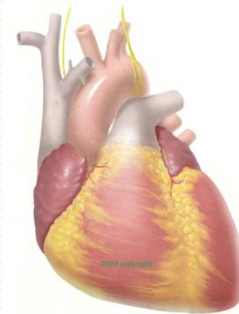


Smooth muscle cells
Nucleus
Blood capillaries

Visceral or nonstriated (smooth) involuntary muscle tissue.

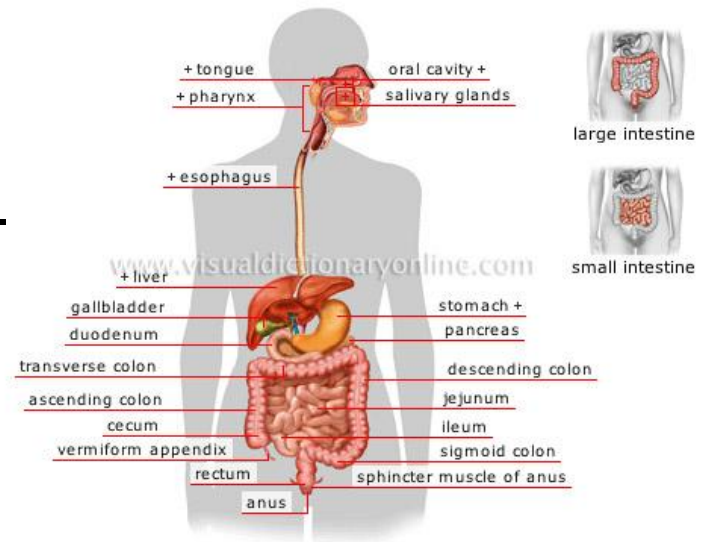
Organ

- Label the third flap – **Organ**
- On the inside write –
 - A group of different tissues that work together to perform a specific function.



Organ System

- Label the fourth flap – **Organ System**
- On the inside write –
 - A group of organs that work together to perform a specific function.



Organism

- Label the last flap –

Organism

- On the inside write –
 - A complete living thing.

